

# PE162

TRUCK MOUNTED ARTICULATED PLATFORMS

## STANDARD FEATURES

### Performance

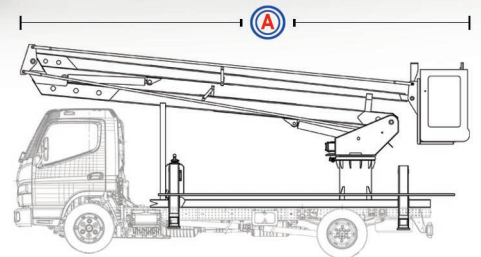
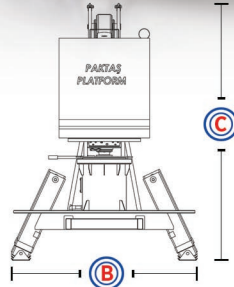
- 70000V Insulated Fiberglass Basket
- Lighting on Basket
- Engine Start/Stop System (Vehicle dependent)
- Hydro mechanical Control System
- Platform Control Panel on Basket and Base
- Rotating Beacon on Turret
- All-terrain Outrigger Swivels
- Non-slip Body
- Toolbox (2 pieces)

### Safety

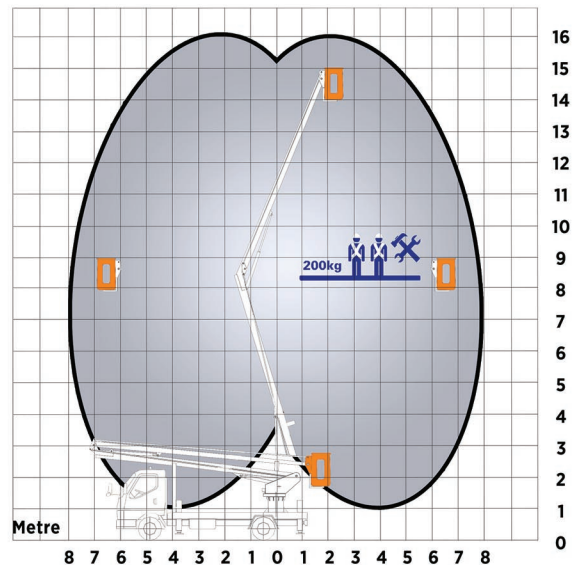
- TS-EN 280 + A1 / CE Conformity
- Emergency Bypass® System
- Emergency Stop Buttons on Control Panels
- Pressure Holding Valves and Interlocking Valves against hose blasts
- High Pressure Relief Valve
- Emergency Descend Hand Pump

## OPTIONAL FEATURES

- Fly Boom\*
- Fly Boom Rotation (180° Horizontal)
- Tilt Sensor
- Basket Rotation
- Basket Load Cell
- Extra Basket Capacity
- Aluminium Basket
- Steel Basket
- 110V/220V/380V Socket in Basket
- Toolbox in Basket
- Anemometer on Basket
- Electronic Proportional Joystick Controller
- Automatic One-button Platform Leveling
- Simultaneous Commands Execution (Full proportional)
- Continuous Turret Rotation
- Emergency Descend DC Powerpack
- Operator Seat
- Operator Cabin
- Non-slip Aluminium Body
- External AC Powerpack
- Base-Basket Radio Communication
- Custom Paint Color
- Additional Lighting
- Additional Toolboxes (+2)



TECHNICAL DATA	PE 162
Operating Height	16 m
Platform Height	14 m
Lateral Outreach	8 m
Turret Rotation	270°
Basket Capacity (kg)	200 kg
Basket Dimensions	750 x 1000 x 1100 mm
Ⓒ Stowed Height	2950 mm
Ⓐ Stowed Length	7700 mm
Ⓑ Stowed Width	2100 mm
Width Outriggers Extended	2580 mm
Control System	Hydro mechanical Control System
Outriggers	A Type
Weight	2240 kg



Technical specifications may change depending on vehicle.  
All technical specifications are subject to change without notice.  
\*Changes operating height.